

LLHB4 SERIES

Industrial Lighting

WESTGATE
THE FUTURE IS HERE...AND IT'S QUITE BRIGHT!

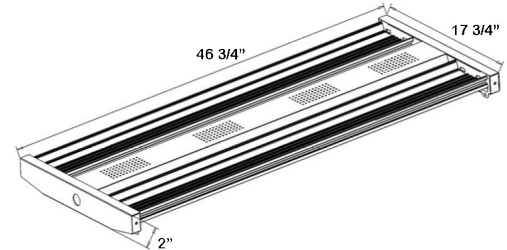
LLHB4-300W-40K-D
LLHB4-300W-50K-D

Customer Name: _____

Project Name: _____

Note: _____

Type: _____



46 3/4" (L) X 17 3/4" (W) X 2" (H)

Ideal for replacement of conventional lighting systems such as HID and fluorescent. Applications include manufacturing warehousing and other large indoor spaces with mounting heights from 10ft. to 40ft. the fixture can be surface mounted also.

Features

- High Quality LED Chips to provide high efficiency, heat dissipation
- Stability, and lumen maintenance.
- Polycarbonate lens, high flame retardant point
- 50,000 Hours Rated Life
- 5-Year Warranty

Technical Specifications

Electrical:

- Voltage: 120~277VAC/50~60 Hz
- Wattage: 300W
- Power Factor: >0.95
- Efficacy: 155 LPW

Mechanical:

- Surge Protector
- Steel Housing
- Steel Thickness: 24 Gauge
- V-Hooks
- Unprecedented Quality.
- Aluminum LED Board
- Operating Temperature: -4°F ~ 131°F
- Suitable for Damp Locations

Lighting:

- Dimming: 0~10V Dimmable
- Lens: Polycarbonate Lens
- Total lumens: 46500LM (Per Industry Standards, Lumens are Reported Without Frosted Lens)
- Color Temperatures: 4000K and 5000K
- Color Rendering Index: >80
- Wide Beam Angle
- LED SMD Type: Edison 2835

Applications:

- Warehouse
- Manufacturing Plants Distribution Centers
- Industrial Commercial
- Grocery Stores Gymnasiums
- Cold Storage

Other Models:

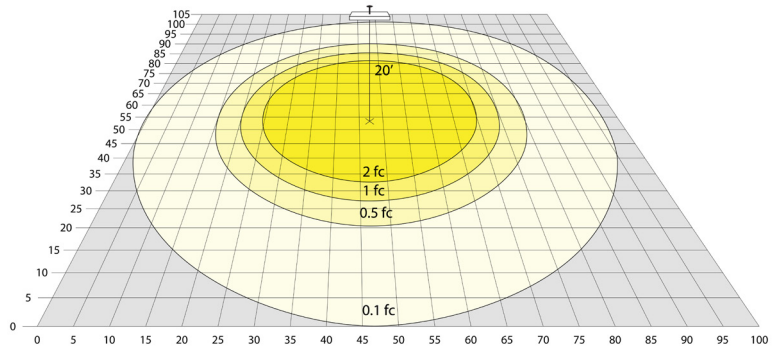
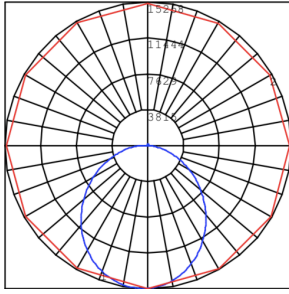
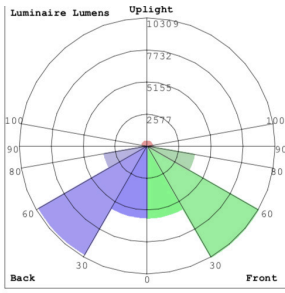
- 50W | 7750LM | LLHB4-50W-40K-D
- 100W | 15500LM | LLHB4-100W-40K-D
- 150W | 23250LM | LLHB4-150W-40K-D
- 200W | 31000LM | LLHB4-200W-40K-D
- 50W | 7550LM | LLHB4-50W-50K-D
- 100W | 15500LM | LLHB4-100W-50K-D
- 150W | 23250LM | LLHB4-150W-50K-D
- 200W | 31000LM | LLHB4-200W-50K-D



Phone: (877) 805-2252 | Fax: (877) 805-2252
www.westgatemfg.com



Photometrics: LLHB4-300W-D



Other Views:



Front View



Side View



Back View

Performance Table: LLHB4-300W-D

MODEL NO.	Wattage	Voltage	Lumens	Color Temp.	BUG Rating	LPW
LLHB4-300W-40K-D	300W	120~277V	46500LM	4000K	B5-U3-G4	155
LLHB4-300W-50K-D	300W	120~277V	46500LM	5000K	B5-U3-G4	155

Sample Ordering

Model Wattage Color Temp.

LLHB4 - 300W - - D

40K = 4000K
50K = 5000K

Accessory Options

SCL-GSY10 = HEAVY-DUTY ADJUSTABLE 10FT. 1/16" SUSPENSION KIT WITH Y-CONNECTOR & LOOP GRIPPER & HOOKS

SCL-GSY20 = HEAVY-DUTY ADJUSTABLE 20FT. 1/16" SUSPENSION KIT WITH Y-CONNECTOR & LOOP GRIPPER & HOOKS

LLHB4-RODKIT = OPTIONAL ROD KIT, 3-1/4" DIA. X 40" H

WEC-2MD-35 = SENSOR COMPONENT

Factory-Installed Options

Blank = No Option

OPT-SEN-LLHB4 = MICROWAVE Bi-Level SENSOR

OPT-EM-HB4INT = INTERNAL EMERGENCY BATTERY BACKUP

OPT-LLHB4-SMK = SURFACE MOUNTING OPTION

OPT-FWH-63 = 6FT 3-WIRE WHIP

OPT-FWH-65 = 6FT 5-WIRE WHIP

OPT-FWH-66 = 6FT 6-WIRE WHIP

OPT-HBC-125TL-WH = 8FT, 15A, 125V, WHITE

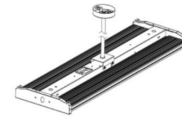
OPT-HBC-277TL-WH = 8FT, 15A, 277V, WHITE

OPT-HBC-125SB-WH = 10FT, 15A, 125V, 18/3STR, WHT

OPTIONAL ACCESSORIES



SCL-GSY10
SCL-GSY20



LLHB4-RODKIT
(Fixture Shown with LLHB4-RODKIT)




LLHB4-SMK
(Fixture Shown with LLHB4-SMK)



WEC-2MD-35
(Fixture Shown with WEC-2MD-35)

EMERGENCY BATTERY BACKUP AND SENSOR OPTIONS



OPT-EM-HB4INT



OPT-SEN-LLHB4

